

# Annual Report 2023



## From the Principal

***It is my pleasure to present to the community the Annual Report for the 2023 school year.***

**The** post Covid era and a return to normalcy, while challenging, has proved to be exciting as well. Exiting our COVID cocoons into a bold and bright future has been uplifting at times and deflating at others as we experience a brave return to the things we have loved for so long.


**Schools** are a microcosm of life, we are subject to modern day stressors of so much to do and so little time in which to do them. I am constantly reminded of the Arthur Ashe quote: ***“Start with where you are, use what you have and do what you can”***. This moral has always served me well because while we are all small cogs, the sum of the small cogs force great movement.

**There** has been great movement at Craigie Heights PS. We are concluding a very successful cycle of school planning where we achieved our two goals; to provide quality teaching and quality teachers. Those who have been following our journey closely, will know just how proud I am of what has been accomplished by our students and by extension, the quality teachers we have assembled.

**Quality** teaching, quality teachers-simple really but not so in reality. Our upcoming Public School Review should clearly signal just how well we worked as a team to get there. I pay credit to my team of staff who committed to this work so hard in the past twelve months (and longer) and I can confidently state, that Craigie Heights Primary School, by any measure, leads in designing and delivering the very best of public school education. It is a partnership. We do this work in conjunction with our peak parent bodies, the School Board and the Parents and Citizens Association and we do this with our school community. We make decisions on their behalf to ensure we can take our place as educational leaders in this space. I am proud and everyone committed to the work should be proud to say we have done this together and we have done this for our kids on which we base all our decisions and all our efforts to provide them with a pathway to success.

**We** believe that with a growth mindset, we will be ready for life and we also emphasise values education; Integrity, Equity, Voice, Truth-telling, Teamwork, Care and Learning. As we move into 2024, may I invite you, students as well as parents, to partner with the staff of the school to nurture our kids to be passionate and inspired learners that will shape the future.

***Gary A Bryant-Principal***



**Inspire every student**

## Craigie Heights PS Context

Craigie Heights Primary School is an Independent Public School. In 2023 we had an enrolment of 392 students from Kindergarten to Year 6. The school has an Index of Community Socio-Educational Advantage of 1031 which is just over the Australian mean of 1000.

In 2023, our school population included 11 students that recognised as being Aboriginal, 3 students with English as an additional language and 9 students who had individual disability funds allocation.

We have a dedicated and highly capable team of teachers and support staff that provide innovative and engaging programs that meet the needs of all students in a caring, supportive environment.


We work closely with nearby schools in the Joondalup Learning Community, which networks effectively to support a strong improvement focus. Students predominantly enrol at Belridge Senior College.

Community involvement and support for the school continues to grow and is a real strength. Both our School Board and P&C are effective groups that represent the parents and wider community.



### Inspire every student

Our mission has been used to inform the school's vision statement. It is through both our mission and the vision statement that we set our high expectations.



### Inspire every student

## From our School Board Chair

At Craigie Heights Primary, the strength of our community shines. It has always been one of our greatest attributes, and we are so fortunate to be surrounded by supportive staff and families. It is because of this strength that in the face of change, we thrive. This year saw a change in leadership at our school, with Deputy Principal Mrs Karen Smith taking on the role of Principal with confidence, ensuring that the transition went smoothly for all staff and students, as well as the P&C and the School Board. The resilience and flexibility of the CHPS administration team and staff during 2023 must be acknowledged and commended.

The School Board also saw change in 2023. We farewelled valued members and held nominations for new board members. The interest from parents and community members saw our first ever election, and we are so grateful to all parents who nominated. We were able to meet in person all year, and made the decision to meet once per term, instead of twice. We deeply value our staff and parents' time and understand the pressure of family and work commitments. Another decision approved by the board this year was to alter the school bell times, to maximise quality teaching time and ensure that students had a more peaceful transition from lunchtime back to the classroom.

I would like to thank all board members for their time and expertise in 2023. We aim to serve our school with the wellbeing of our students the priority in every decision we make, in conjunction with the tireless efforts of our wonderful staff and P&C. I have every confidence that with this continued support, that the year ahead will prove successful and rewarding for both the Craigie Heights Board, and our whole school community.

Alison O'Neill - Chairperson



Inspire every student

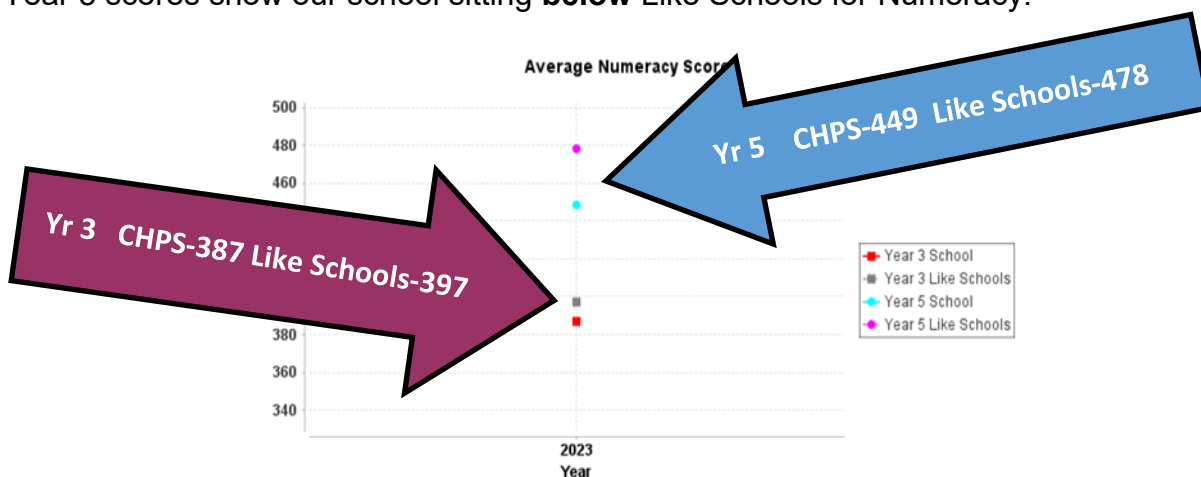
## Progress Against Identified Priorities & Student Achievement

### 2023 NAPLAN Results - Craigie Heights Primary School

#### Numeracy

Year 3 scores show that Craigie Heights PS was just **slightly below** Like Schools for Numeracy.

Year 5 scores show our school sitting **below** Like Schools for Numeracy.



Craigie Heights Primary School Business Plan 2022 – 2024 sets a target: “Moderate to very high progress are evident for Reading, Writing and Numeracy in On Entry to Year 3 NAPLAN and Year 3 NAPLAN to Year 5 NAPLAN for the stable cohort”

Our 2023 results on progress show that our students in Years 3 and 5 fell below “like schools” in Numeracy. Progress data for Year 3 to Year 5 is not available in 2023 as the reporting system has been modified since COVID.

2023 has been the first uninterrupted year of teaching and testing since pre COVID. Results across the board have been erratic during this period of time. The 2024 testing program will provide more consolidated information.

In 2024 we continue making the change away from one resource to a more eclectic approach to the teaching and learning program in Mathematics.

We are planning significant professional learning for staff, incorporating explicit teaching, warm ups, First Steps in Mathematics strategies and key understandings to have consistent and connected quality pedagogical practices. We will be using data to track student progress and refine our teaching programs across the year.

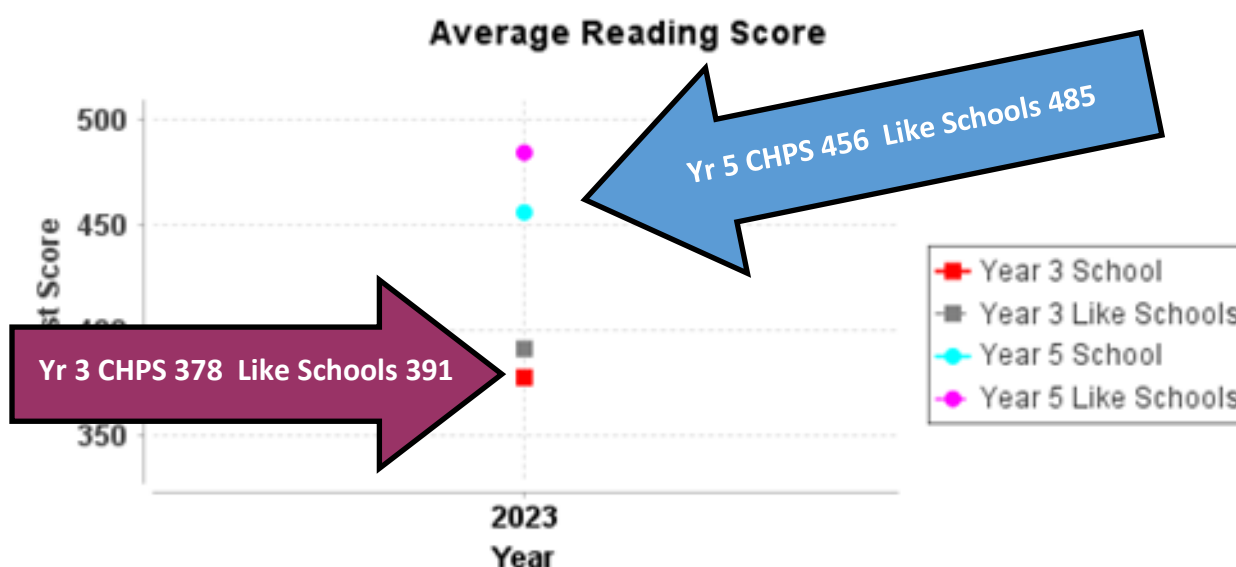
Inspire every student

## Progress Against Identified Priorities & Student Achievement

### Reading

Year 3 scores show that Craigie Heights PS was **just below** Like Schools for Reading.

Year 5 scores show our school is also sitting **below** Like Schools for Reading.



Craigie Heights Primary School Business Plan 2022 – 2024 sets a target: “Moderate to very high progress are evident for Reading, Writing and Numeracy in On Entry to Year 3 NAPLAN and Year 3 NAPLAN to Year 5 NAPLAN for the stable cohort”

Our 2023 results show our student’s results have fallen slightly below those of “like schools”. We still have a large percentage of students making very low or low progress. We would like to improve on this.

Progress data for Year 3 to Year 5 is not available in 2023 as the reporting system has been modified since COVID.

In 2024, we continue with the implementation of a synthetic phonics program PLD across our K, PP, Year 1 and Year 2 classes. This will build on the foundations skills already developing in our junior students.

2023 also saw the introduction of the Year 1 Phonics Screening Check which will continue in 2024.

Macqlit and MiniLit continues to support our students who are requiring extra intervention.

Our year 3-6 classes will continue to implement quality teaching and learning and will be exploring further ways to consolidate and improve on reading achievement.

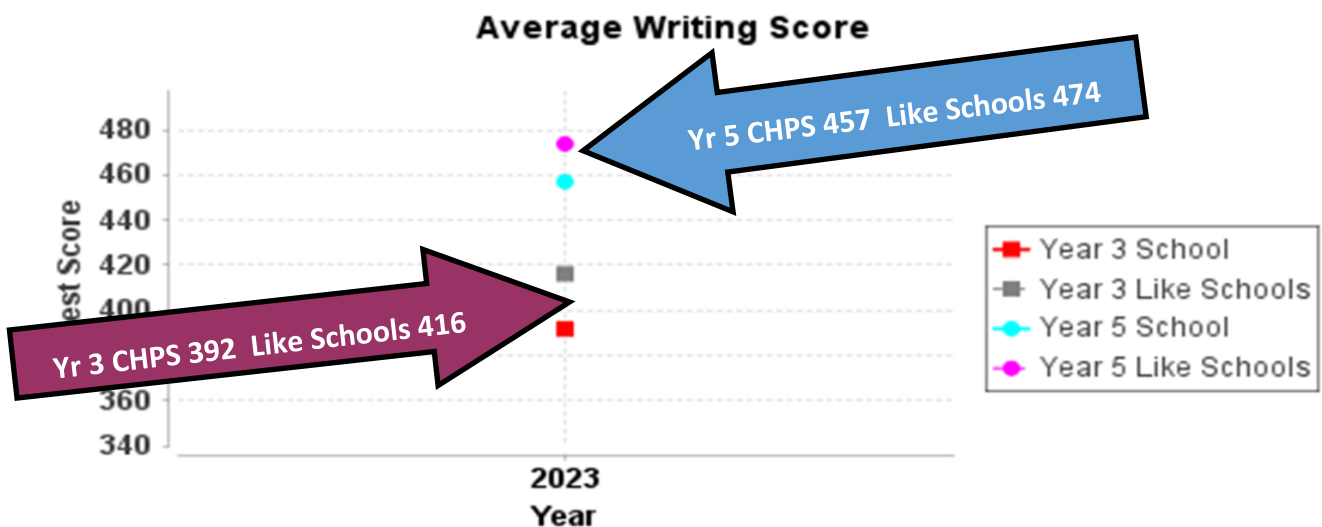
Inspire every student

## Progress Against Identified Priorities & Student Achievement

### Writing

Year 3 scores show that Craigie Heights PS is 24 points **below** Like Schools for Writing.

Year 5 scores show our school has achieved 17 points **below** Like Schools for Writing.



Craigie Heights Primary School Business Plan 2022 – 2024 sets a target: “Moderate to very high progress are evident for Reading, Writing and Numeracy in On Entry to Year 3 NAPLAN and Year 3 NAPLAN to Year 5 NAPLAN for the stable cohort”.

In 2023 our students fell below “like schools” in Writing.

There is no data available for progress for writing due to the nature of the On Entry testing and the reporting system being modified post COVID.

In 2024, Craigie Heights PS will continue the delivery of the quality program “Talk for Writing”. This approach combined with Brightpath, the tool we use to assess and analyse student writing, will continue to drive our planning to improve student writing. A writing schedule will support a balanced and sequenced approach to introducing, consolidating and progressing student writing across a variety of genres.

Inspire every student

# Student National Opinion Survey

In 2023, year 5 and 6 students participated in the Student National Opinion survey.

The School Business Plan 1.6 Measure reads– *Increase the average score from 2022-2024 in items as identified as challenges in the National Opinion Survey.*

To develop a baseline for this measure a survey of year 5 and 6 students occurred using the Student National Opinion Survey. The results identified a very positive view of the school from the students. The data gathered has been compared to the previous survey in 2020. This shows across positive increases in rating except in two areas remaining the same as 2020.

We will continue to develop student voice opportunities through restorative circles, student leadership groups and pastoral care initiatives to ensure identified challenges such as “Student behaviour is well managed at my school” and “My school takes my opinions seriously” are supported to see achieve our measurable business plan target and importantly student positivity about their school.

## Comparison Student National Opinion Survey 2020-2023

Question	2020	2023	Analysis
My teachers expect me to do my best	4.4	4.6 <b>GOOD RESULT</b>	+ 0.2
My teachers provide me with useful feedback about my school work	4.0	4.3	+ 0.3 <b>GOOD IMPROVEMENT</b>
Teachers at my school treat students fairly	4.1	4.3	+ 0.2
My school is well maintained	4.0	4.3	+ 0.3 <b>GOOD IMPROVEMENT</b>
I feel safe at my school	4.2	4.3	+ 0.1
I can talk to my teachers about my concerns	3.8	4.0	+ 0.2
Student behaviour is well managed at my school	3.8	3.8	same
I like being at my school	4.2	4.2	same
My school looks for ways to improve	4.2	4.5 <b>GOOD RESULT</b>	+ 0.3 <b>GOOD IMPROVEMENT</b>
My school takes student opinions seriously	3.7	4.0	+ 0.3 <b>GOOD IMPROVEMENT</b>
My teachers motivate me to learn	4.2	4.5 <b>GOOD RESULT</b>	+ 0.3 <b>GOOD IMPROVEMENT</b>
My school gives me opportunities to do interesting things	4.2	4.5 <b>GOOD RESULT</b>	+ 0.3 <b>GOOD IMPROVEMENT</b>
My teachers are good teachers	4.4	4.6 <b>GOOD RESULT</b>	+ 0.2
My teachers care about me	4.3	4.5 <b>GOOD RESULT</b>	+ 0.2



# Financial Summary 2023

## ONE LINE BUDGET - 0

	Current Budget (\$)	Actual YTD (\$)
Carry Forward (Cash):	91,450	91,450
Carry Forward (Salary):	232,546	232,546

## INCOME

Student-Centred Funding (including Transfers & Adjustments):	4,084,129	4,084,129
Locally Raised Funds:	116,323	129,708
<b>Total Funds:</b>	<b>4,524,448</b>	<b>4,537,833</b>

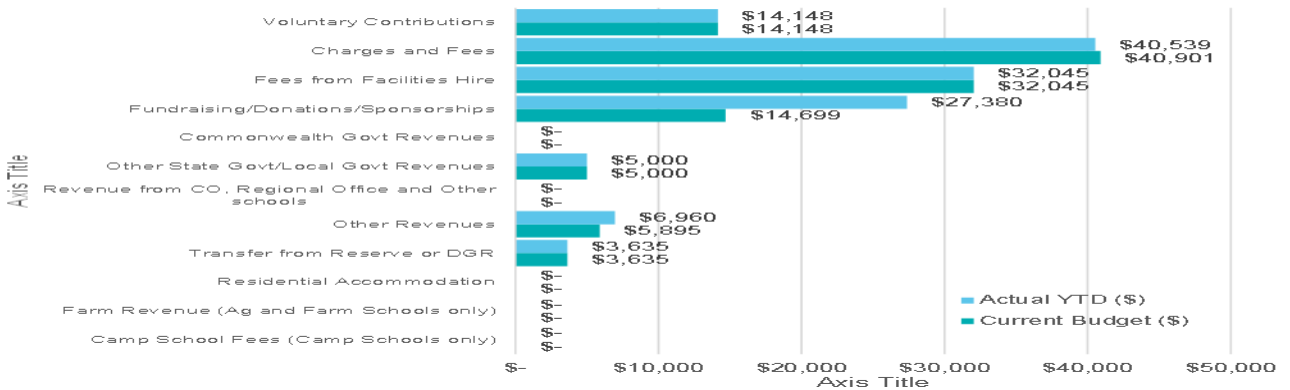
## EXPENDITURE

Salaries:	3,810,102	3,810,102
Goods and Services (Cash):	449,875	419,521
<b>Total Expenditure:</b>	<b>4,259,977</b>	<b>4,229,623</b>

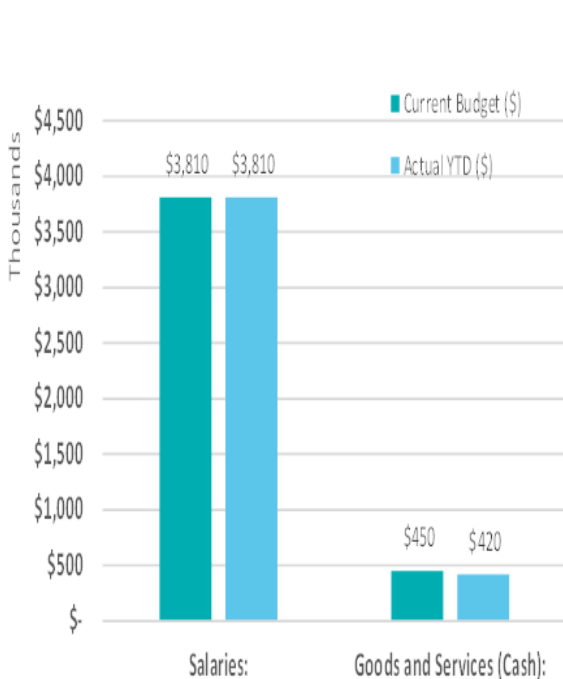
## VARIANCE:

	<b>264,472</b>	<b>308,210</b>
--	----------------	----------------

Locally Generated Revenue - Budget vs Actual



Goods and Services vs Salary Expenditure



Goods and Services Expenditure - Budget vs Actual

